

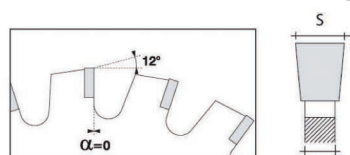


Sierras circulares para metales



Ø	GRUESO	EJE	No. DIENTES	PVP
160	2.2/1.8	20/30	30	118.92
180	2.2/1.8	30	32	134.99
190	2.2/1.8	30	38	134.99
230	2.2/1.8	30	44	156.41
250	2.4/2.0	20/30	48	181.05
300	2.4/2.0	30	60	208.00
305	2.2/1.8	25.4	60	208.00
350	2.4/2.0	30	72/80	256.35
355	2.4/2.0	25.4	80/90	256.35



Sierras circulares para aluminio



Ø	GRUESO	EJE	No. DIENTES	PVP
150	2.6/1.6	20	42	68.53
160	2.5/1.8	20	42	68.53
170	2.6/1.8	20	48	77.38
180	2.8/2.0	20	48	78.86
200	2.8/2.0	30	54	86.11
210	2.8/2.0	30	54	93.97
230	2.8/2.0	30	62	102.14
235	2.8/2.0	30	62	102.14
250	3.2/2.2	30	80	164.00
300	3.3/2.4	32	96	199.64
350	3.6/2.8	32	108	231.03
400	3.8/3.2	32	96	318.14
			120	359.43
450	3.8/3.2	32	108	492.39
500	4.4/3.8	32	120	492.39
550	4.4/3.8	32	120	506.38

